






01. Lots of Zip Ties

Lots of Zip Ties




Step 1 — ↳ Lots of Zip Ties

Step 2



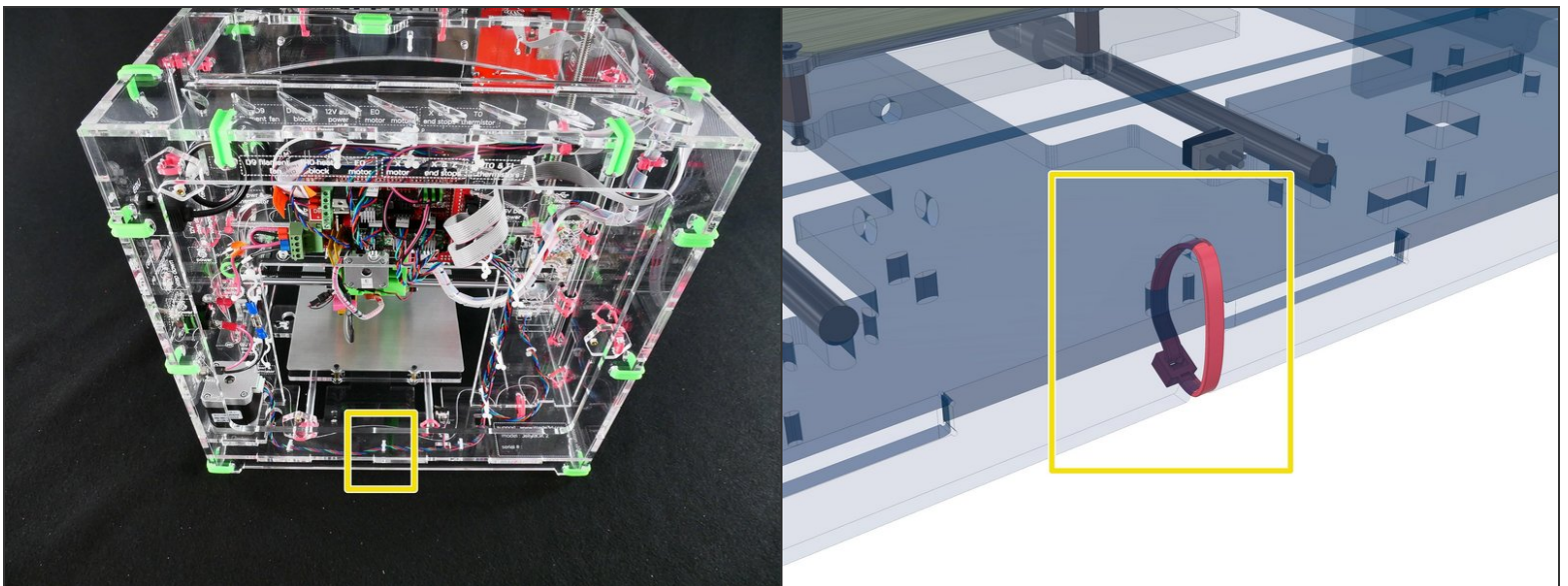
- We will reinforce the corner clips with pink 5" zip ties.

Step 3




- For Brace zip ties, put the **zip heads in front** - i'll be more comfortable when you grab the brace/handle this way.

Step 4




- There's one cable tie in the middle of the back bottom edge.

Step 5



- On the top left, the zip ties also hold the **LCD wires** in place.

Step 6



- Put a 5" zip tie into **ALL 20 green corner clips** :-)