





04. X Assembly Wire Harness




Step 1 — ↳ X Wire Harness




- Insert wisdom here.

Step 2




- Insert wisdom here.

Step 3




- Insert wisdom here.

Step 4




- Insert wisdom here.

Step 5




- Insert wisdom here.

Step 6




- Insert wisdom here.

Step 7




- Insert wisdom here.

Step 8



- Insert wisdom here.

Step 9 — Looking good!



- Insert wisdom here.

Step 10 — ► Video: X Assembly Wiring (13 min, narration)



- ► Video: X Assembly Wiring (13 min, narration)
- Yes, this video IS long. You can follow along in the real time :-)
- You may want to [watch the video on YouTube](#) so you get all the player features (pause with a spacebar, arrows to jump 5 s, etc.)