




# TEST Duplication Source

TEST Duplication Source




# INTRODUCTION

Not the guide you are looking for?


Go back to the [← Easy Kit Build Flow.](#)




## Step 1 — ↳ Prepare the Back



## Step 2




### Step 3



☑ Make sure your *Back* piece is oriented as in the picture.


- All the text should be **mirrored** and **unreadable**.

### Step 4






## Step 5




## Step 6 — ↳ Install the Back






## Step 7



## Step 8



## What's Next?

Get back to the [← Easy Kit Build Flow](#) and continue with the next guide.