




Prettify the Wiring

Prettify the Wiring




INTRODUCTION

Not the guide you are looking for?


Go back to the [← Makers Kit Build Flow.](#)

Step 1 — Prettify the Wiring




- ☑ The trick is to rotate the twist locks. This effectively makes their diameter smaller and constrains the wires better.


Step 2



Step 3



Step 4



- All this beauty!

What's Next?

Get back to the [← Makers Kit Build Flow](#) and continue with the next guide.