



# Peel the Protective Film

The acrylic pieces all come with a plastic protective film so they they do not scratch in transport.



# INTRODUCTION


Not the guide you are looking for?

Go back to the [← Makers Kit Build Flow.](#)

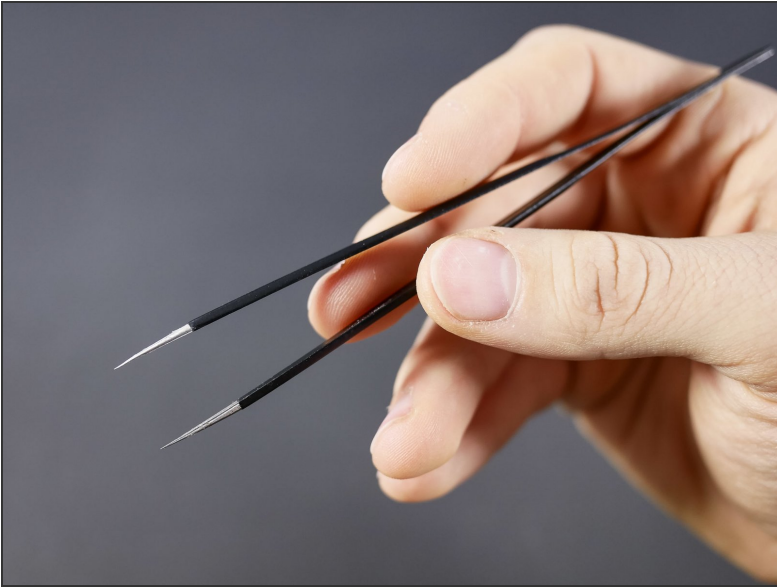
## Step 1 — Peel the Protective Film




## Step 2




### Step 3



### Step 4



## Step 5




## Step 6





## Step 7



## Step 8



## Step 9



- You got to let it go.

## Step 10 — It's done!



## What's Next?

Get back to the [← Makers Kit Build Flow](#) and continue with the next guide.