



# Disable 'Beep' Before a Print

The beep can be loud if your JellyBOX is in a public space. Here's how you can modify the gcode files to turn it off.


```
55      G0 Y0 F5000           ;position Y in front of bed
56      G0 Z15 F3000         ;position Z
57      M190 S65              ;wait for the bed to heat
58      M109 S235             ;wait for the extruder to heat
59      ;M300 S440 P100       ;play a tone
60      ;G4 P200              ;pause
61      ;M300 S440 P100       ;play a tone
62      ;G4 P200              ;pause
63      ;M300 S440 P800       ;play a tone
64      M0
65      M420 S1                ;(re) enable bed leveling
66      M117 Print starting    ;write Print started to file
67      ;===== ;PRINT:LINE start
```

## Step 1 — Disable 'Beep' Before a Print

- The 'beep' is a part of the JellyBOX print sequence and signals the end of pre-heating.
- You can simply remove the beep from any desired gcode file, and/or you can set your Cura slicer not to include the beep in the first place. We will cover both methods.

## Step 2

### M300 - Play Tone



 [Play a single tone, buzz, or beep.](#) **SPEAKER**

Add a tone to the tone queue.

### Usage

**M300** [P<ms>] [S<Hz>]

Argument	Description
[P<ms>]	Duration (1s)
[S<Hz>]	Frequency (260Hz)

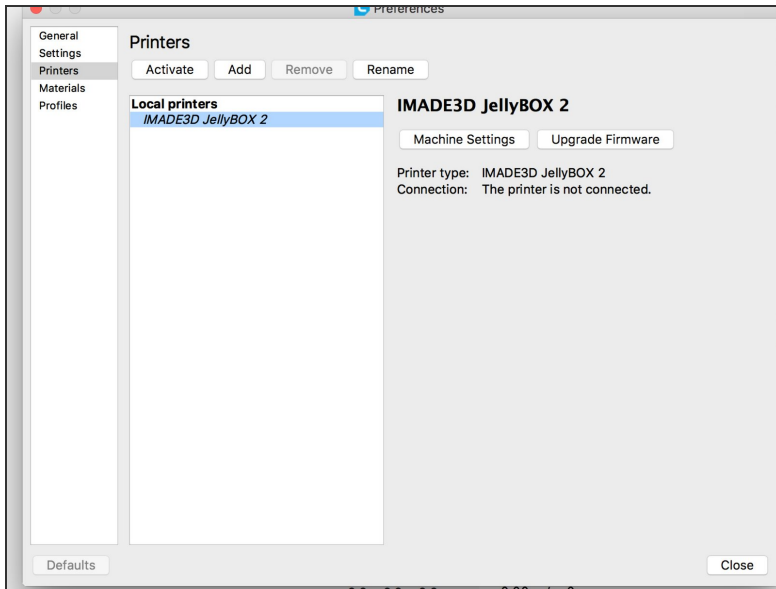
-  Gcode is a language that allows us to pass instructions to the JellyBOX with so called 'commands'.
-  Command [M300](#) makes the JellyBOX beep for example.

## Step 3

55	G0 Y0 F5000	;position Y in fron	55	G0 Y0 F5000	;position Y in fron
56	G0 Z15 F3000	;position Z	56	G0 Z15 F3000	;position Z
57	M190 S65	;wait for the b	57	M190 S65	;wait for the b
58	M109 S235	;wait for the e	58	M109 S235	;wait for the e
59	M300 S440 P100	;play a tone	59	;M300 S440 P100	;play a tone
60	G4 P200	;pause	60	;G4 P200	;pause
61	M300 S440 P100	;play a tone	61	;M300 S440 P100	;play a tone
62	G4 P200	;pause	62	;G4 P200	;pause
63	M300 S440 P800	;play a tone	63	;M300 S440 P800	;play a tone
64	M0		64	M0	
65	M420 S1	;(re) enable bed le	65	M420 S1	;(re) enable bed le
66	M117 Print starting	;write Print st	66	M117 Print starting	;write Print st
67	;=====	;PRINT:LINE start	67	;=====	;PRINT:LINE start

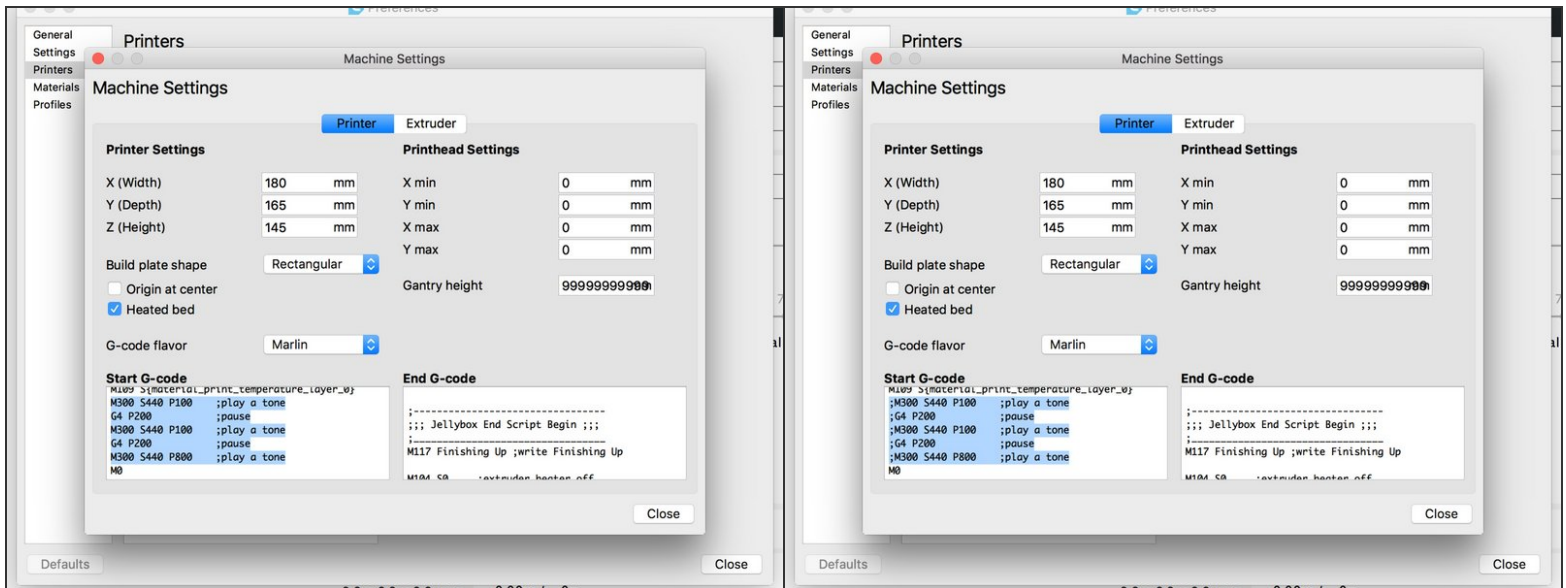
- Open the gcode file with a plain text editor such as Notepad or TextEdit.
- Find the lines that contain "M300..." in the JellyBOX Start Script section.
- Put a ";" in front of these lines - this will disable the beep!
- Save the file and you're done.

## Step 4



- Open Cura.
- Go to Settings > Printer > Manage Printers
- Click on Machine Setting

## Step 5



- In the Start G-code section, find the M300 lines and put ";" in front of them.
- From now on, any newly sliced files will not beep :-)